

# Going to College

Is a Journey

You are the driver



College students are too busy.

---

College is too expensive.

For you to *just* to come along for the ride.



**And if you are going to be even  
moderately successful,**

**You have to do more than just  
log on occasionally**



# You are the Driver



# If you are going to get to your destination

You need to:

**Develop your knowledge base.**

**Develop your skills.**

**Develop your confidence.**

# Actively Participate

- **Set goals**
- **Think critically**
- **Make best use of time**
- **Maximize skills such as note taking and test taking**

**You need to know  
more than  
How to Study**






**You need to know**

# **HOW TO LEARN**







That is the focus of  
this course



**Welcome to  
University 1010 K  
Learning Strategies**



# Learn how to ***MAXIMIZE***

*Your* **Memory**

*Your* **Note Taking**

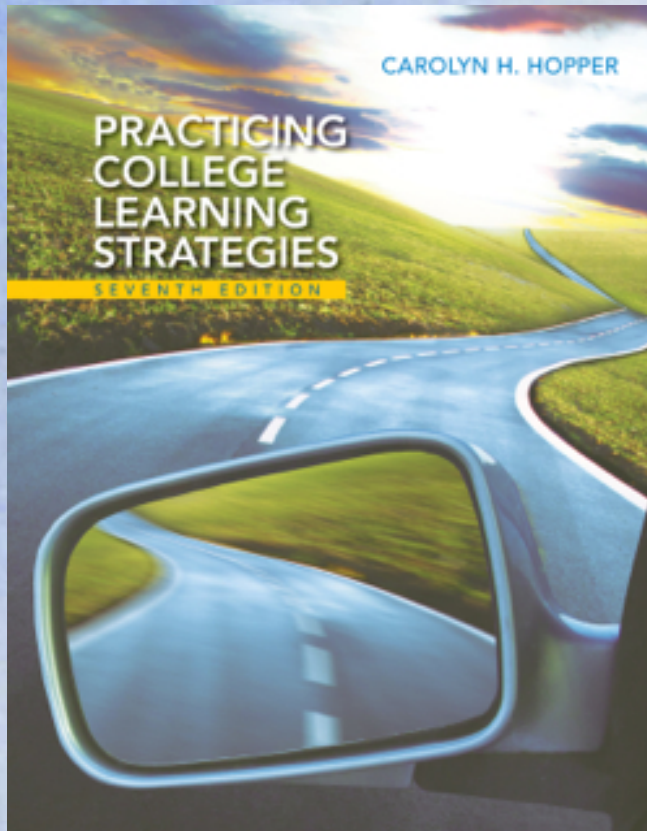
*Your* **Textbook Reading**

*Your* **Test Taking**

*Your* **Critical Thinking**

*Your* **Time Management**

*Your* **Research Skills**



**5 Units**

# Orientation

Making a Smooth Transition to  
College

Goal Setting

Time Management

Critical Thinking



# Learning Principles

## 10 Learning Principles

*Quick Reference Guide for Brain  
Compatible Learning Principles*

# **Processing Information**

**Note Taking**

**Textbook Reading**

**Learning Styles**



# Test Taking Strategies





# **Using College Resources**

**Using the MTSU Library**

**Other College Resources**



# Grades

## Unit Test on Each of 5 Units

(1 grade each 1/9 each)

Reviews on line

Participation/ Summaries, Discussion Posts and Read, and Prompt responses to instructor emails

Counts as 2 unit tests 2/9

Cumulative throughout the semester

## Final Exam

Counts as 2 unit tests 2/9

Cumulative--taken from 5 unit tests

# Grading Scale

---

**92-100**

**A**

**84-91**

**B**

**76-83**

**C**

**68-75**

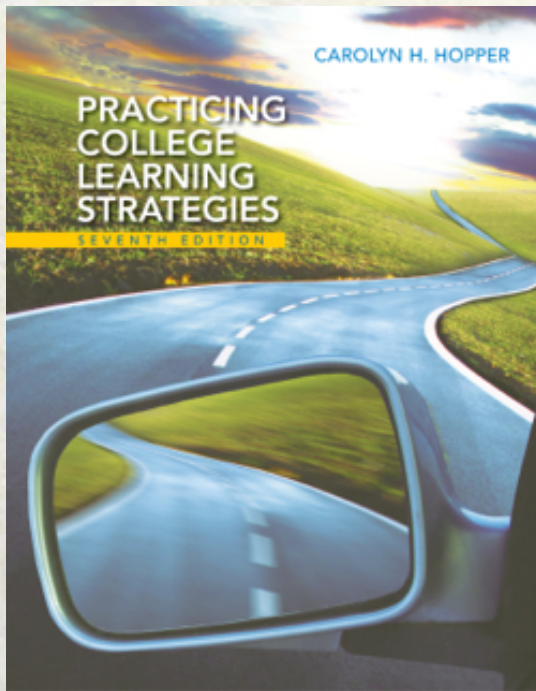
**D**

**Anything below 68**

**F**

# Required Materials

Practicing College Learning Strategies, 7th edition (Hopper, Cengage)





## Learning occurs only when you are actively involved

- Keep up to date with all assignments.
- Make sure you know when assignments are due.
- Check your email within D2L(top left corner) at least once a week.
- Participate in discussion board assignments
- Ask questions to assure you understand.
- Set aside time at least 3 times a week to work on assignments.
- The two most common mistakes made by on line students are waiting until the last minute and not keeping in constant contact with your instructor.



# Logging on to Course

- The course is managed on **D2L**
- To log on go to **elearn.mtsu.edu**
- Choose appropriate course  
**UNIV1010**
- You can also get to D2L from your Pipeline account.

# To begin the course

- Log on to your D2L account
- **When you log on, read all announcements on the homepage.** Check your email by clicking on Email on the menu bar in the
- **top left corner.** Email for this course goes only through D2L— not your regular MTSU email account.


# To Begin the Course

- Click on



- **CONTENT**





# Basic Concept

- **Read a chapter in the textbook**
  - *Fill in study guide and work exercises and you read.*
- Then log on and supplement with power points, virtual field trips.
- **Post on the discussion board as directed.**
- **Fill in the study guide on-line and submit**




# How much time will I need for the course?

- For the on campus course you would spend 3 hours in the classroom and be assigned 4-6 hours of outside preparation.
- **You should allow at least this much time for the online section.**

**If you are not willing are able to  
spend 5-7 hours per week**

**to be successful in the course.**

- you should drop it immediately and take it on campus.
- If all on campus sections are full you may be able to defer taking the class until next semester.



# Overview

- You should first review the assigned reading in the text. (*Practicing College Learning Strategies, 7th Edition*, Hopper, Cengage)
- In each chapter in the content this labeled **textbook assignment**
- **Work exercises as you come to them to reinforce and practice what you read.**

# Be sure that you

- Click on **CONTENT**
- And then click each item in order

# Each chapter will have Power Points

- *The PowerPoint slides will visually summarize the main points of the chapter.*
- *You will probably find them extremely useful; however, there is no assignment connected to the PowerPoints*





# Virtual Field Trips


- Most chapters will have at least one virtual field trip or internet assignment.
- Follow the directions in the chapter content list for what to do.
- Usually information you find is posted on the discussion board.



# Discussion Questions

- For each chapter you will be asked to participate in discussions about material you are working with.
- These are linked in the course content or you may go directly to **discussions**.
- **You should participate in all discussions linked to course. Your answers are part of your grade.**





# Chapter Study Guides

- Each chapter has a **study guide** to fill in and **submit**.
- You can fill in the answers in your text and then type them into the appropriate boxes on line.
- Be sure to check later for comments from your instructor and your score.
- **Study Guides must be posted before each unit test is scheduled.**



## Each chapter has practice quiz

- You may link to the quizzes by going to
- <http://capone.mtsu.edu/studskl/7quizzes.html>
- These are for your practice. You need not send them to me.

# You can progress at your own pace.


---

- However, **the chapters and their respective summaries MUST be completed before the time announced for that Unit.**
- **(You may be ahead of schedule-but not behind)**



## E-Mail for course

- All communication about the course is done through D2L email
- Look on the navy bar at the top of all pages. Click on **email** .
- My address is **chopper**
- or you can click on **classlist** and choose **staff** for me and **students** for other students in class



## The chapters are divided into Units

- At the end of a certain number of chapters, you will have a unit test.
- There are 5 total tests
- There is a **REVIEW SHEET** for each test.



# Tests and Final Exam

- Tests are given on campus in KOM 161 at the times announced on your handout.
- If you cannot take the test at that time, there is a procedure for taking a makeup or "flex" test in the testing center(KOM 126)



## Before you leave today

- Make sure you are clear about testing procedures.
- Make sure you can log on.
- Make sure you turn in your information sheet

# If you would like to visit an on campus class




- Go to the Study Skills Help Page
- <http://www.mtsu.edu/~studskl/>
- Click on Syllabus for time and what topic is being covered.



# Your On-Line Instructor is

- Dr. Carolyn Hopper
- Phone 898-2157



- Email should be sent through the course-
- chopper